

Report to: Public Engagement Board

Date: 24/03/2021

Report of: COVID-19 Programme Team

CLT Lead: Eleanor Roaf, Director Public Health Trafford

Report Title: Data surveillance update paper to Public Engagement Board

Report Summary:

This paper provides an update on the current data position for COVID-19 within Trafford and provides comparative information with other GM localities. Data insights into any potential trends are provided based on best available public health information and intelligence available.

Overview of the current position

- Over the most recent 7-day period (11 March – 17 March) we have seen further reductions in Trafford's case rate.
- We are seeing case rates drop more slowly for other boroughs in GM when compared to the Trafford and England average.
- There were 100 confirmed cases in Trafford during the week of March 11 – March 17, a rate of 42.1/100,000 residents. The highest number of cases on a single day was on Tuesday March 16th, with 20 cases.
- Our testing rates have been static over the previous 7 days, but we have seen our positivity rate drop from 3% to 2.1%.
- We have seen a reduction in case rates for the majority of Trafford's age groups, with rates below 100/100k in each group.
- We have, however, seen a slight rate increase for our school age population, particularly those in their late primary years.
- Rates have continued to drop in residents aged 60 years and over, whilst there have been no reported cases among residents aged 70 years and over during the reported week.
- Ward rates remain volatile due to small numbers but have dropped across majority of wards (17/21) in the reported time period. Two wards have rates over 100/100k, whereas 16 wards have rates below 50/100k.
- We continue to see new workplace outbreaks, although the size of the outbreaks are much smaller than previous weeks. We would urge all businesses to increase their efforts to make their workplaces Covid secure and encourage their staff to work from

home wherever possible. Increased infectivity of the new strain means that all precautions need to be rigorously applied to minimise spread.

- As predicted, we have seen a slight increase in rates since children have returned to school as a result of increased social mixing. At present, we are seeing an increase in rates for Trafford's primary school age group over the past 7 days, although they remain below 100/100k in this age group. It is critical that people do not see the return of children to school as a green light for increased social activity.
- Over 95% of residents 75+, and over 90% of residents 70+ have been administered their first vaccine dose. Rollout of the 2nd dose has commenced in these priority groups and the vaccine is now available for residents aged 50+.

Trafford's case rates have reduced over the past 14 days, dropping below 50/100k over the most recently reported days. Despite this reduction, we would like to emphasise the need for residents to continue to limit their social contacts, maintain social distancing, and keep good hand and respiratory hygiene habits at all times. It is especially important that residents continue to work from home wherever possible, and should not use the opening of schools as an opportunity to return to their place of work.

The vaccination programme is progressing well, as coverage is exceeding 95% in residents 75+, and over 90% in residents 70+. Vaccinations are now available for residents aged 50+, and the rollout of the 2nd dose is underway among the 1-4 priority groups. We are still seeing inequalities in vaccine uptake, although work is ongoing to reduce them. There is lower uptake in some of our more deprived areas and in some BAME groups. These population groups have been disproportionately affected by the pandemic, so addressing these inequalities are essential to limit further harm.

Contact Officer:

Name: Tom Seery, Public Health Data Surveillance Analyst

Tel:

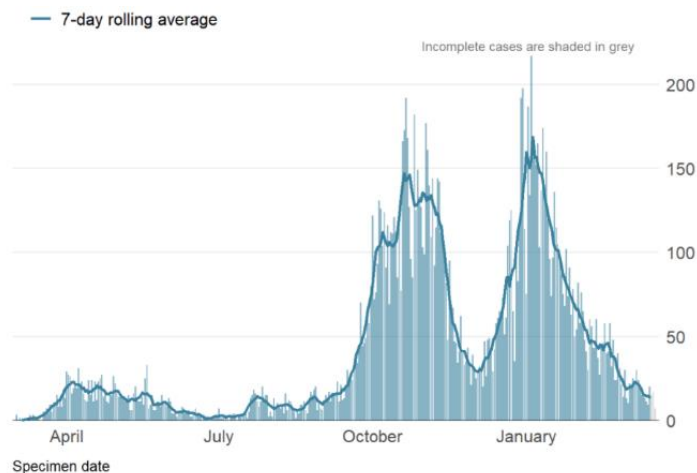
Email: Thomas.Seery@trafford.gov.uk

1.0 Distribution of COVID-19 cases within Trafford

1.1 Early December saw a gradual increase in cases, rising more sharply near the end of the month and going into early January.

1.2 Trafford's cases started to drop following the national lockdown. We then started to see case rates stall over a 14-day period in mid-late February.

1.3 We have seen case rates drop over the most recent 14-day period, averaging less than 14 cases per day and seeing a rate per 100,000 residents drop below 50/100k.



Source: PHE Covid-19 Situational Awareness explorer

Figure 1. Epidemic curve of daily confirmed new cases

Trafford, 02 March to 18 March 2021

1.4 As of week ending March 17, each of Trafford's age groups has a rate below 100/100k. However, there is a slight rate increase in the primary school age group.

1.5 We have seen a continued reduction in the number of positive cases among Trafford's older population over the past 4 weeks.

1.6 During the most recent 7-day period (11 March – 17 March) there has been a total of 0 reported cases for residents 70 years and over.

1.7 We are also seeing case rates below 20/100k for residents 60 years and over.

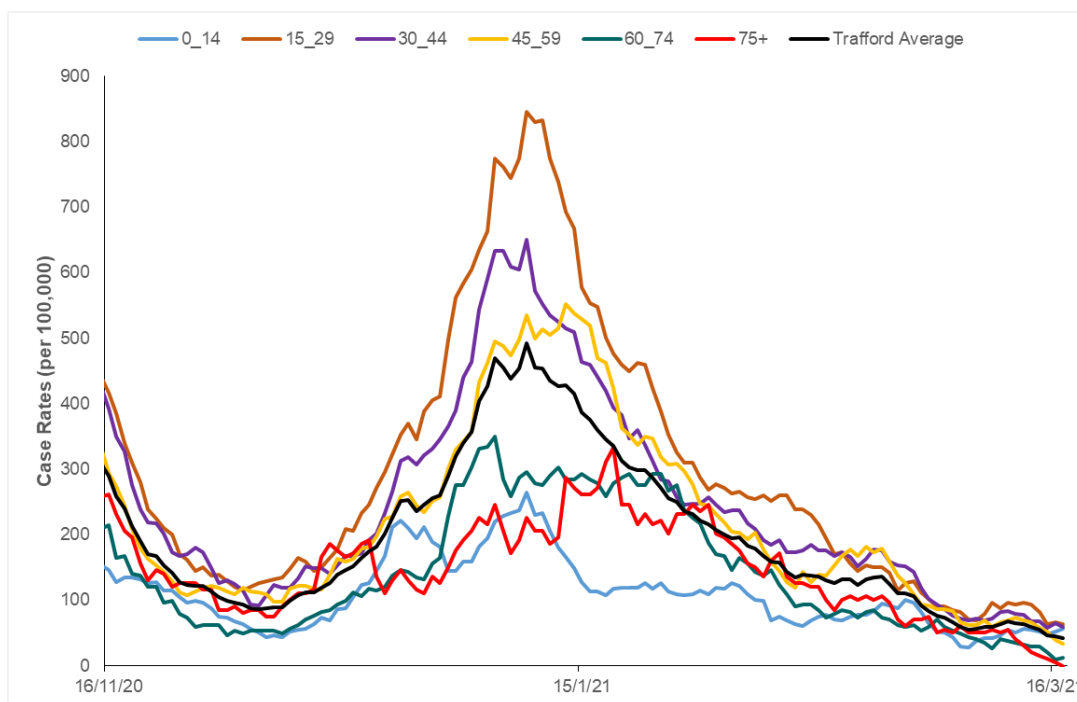


Figure 2. Age-specific case rates per 100,000

Trafford, 7-day moving average

1.8 Trafford's 'White' ethnic group, as of week ending March 17, contribute to the highest number of cases (**55**), followed by the 'Asian / Asian British' ethnic group (**20**).

Table 1. Case count and incidence per 100,000 population by ethnicity

Trafford, 11 March to 17 March 2021

Source: PHE Daily COVID-19 Surveillance Reports

Cases in last 7 days		
Ethnic group	n	Per 100,000
Other	6	272.7
Asian / Asian British	20	111.3
Mixed	<5	66.3
Black / Black British	<5	30.6
White	55	28.4

2.0 Geographical spread of COVID-19 in Trafford

2.1 Ward rates remain volatile due to small numbers, however the majority of wards (17/21) have seen a reduction in case rates during the most recent 7-day period.

2.2 There are currently two wards (Bucklow-St Martins & Sale Moor) with a rate greater than 100/100k, whereas there are 16/21 wards with rates below 50/100k.

3.0 Testing in Trafford

3.1 Over a 7 day period, ending March 17, the majority (**92%**) of COVID tests were conducted in our pillar 2 sites, consisting of all out-of-hospital testing sites.

3.2 As of March 20, Trafford's 7-day positivity rate sits at **2.1%**, same as the England average (**2.1%**).

4.0 Comparative data of COVID-19 cases within the local authorities of Greater Manchester

4.1 As presented in figure 3, there was a peak in early January, followed by a sharp reduction that continued into February.

4.2 As of March 17, Trafford has the lowest 7-day incidence rate compared to the other 9 GM boroughs.

4.3 The grey line in figure 3 indicates that the rate reduction is much slower for GM than it is for the England average, although Trafford's rate is currently below the England average.

4.4 Figure 3 also shows that case rates have stalled - and in some instances have experienced a small increase - for several boroughs in GM.

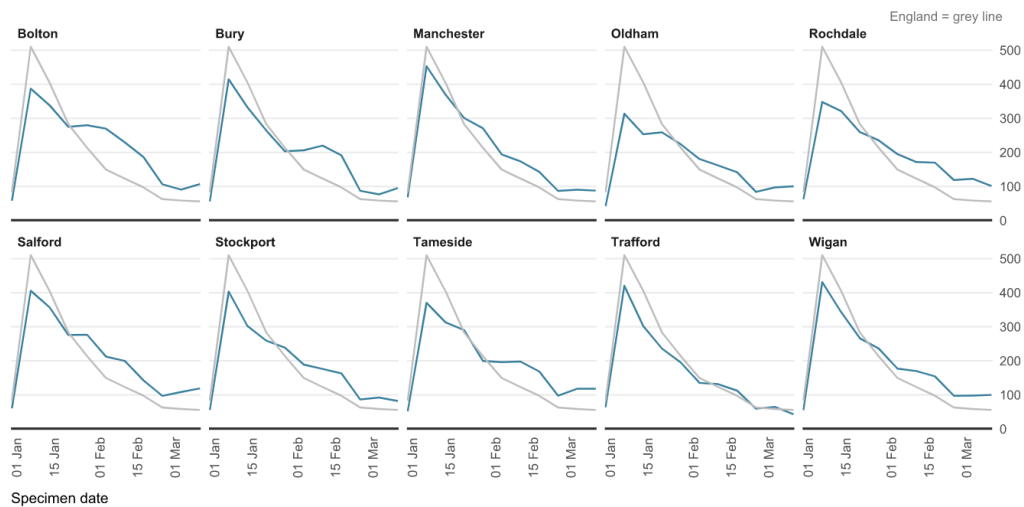


Figure 3. Weekly incidence per 100,000 population by local authority
Greater Manchester, 09 January to 18 March 2021